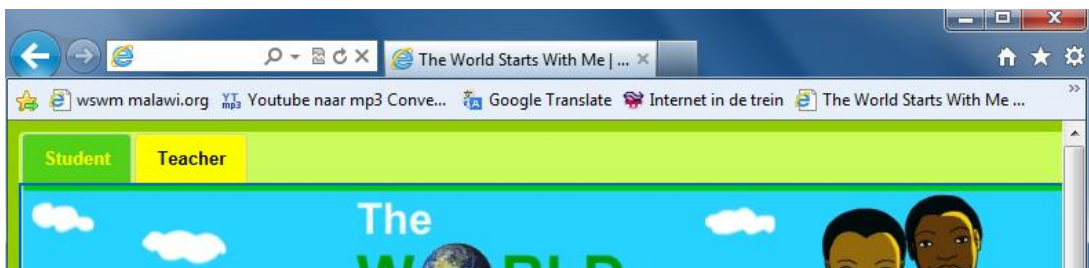



## Students practice: surfing the Web

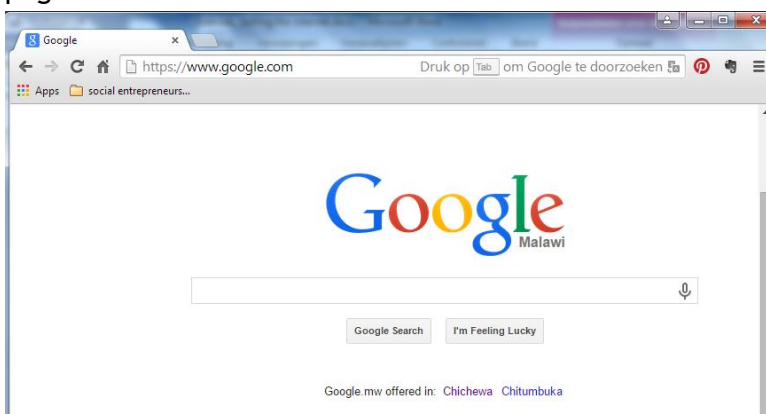
1. Start by double-clicking on the Internet Explorer or Google Chrome icon on the computer's desktop.



2. In all browsers you will find a white field. Here you can type the address of a website. Most computers have a default 'homepage' where the browser starts when opening. In this case it's the World Starts with Me Malawi webpage ([www.wswmmalawi.org](http://www.wswmmalawi.org)).



3. Click once in this field and type 'www.google.com' in this field.
4. Now press the -Enter- button. The Web browser will take you to the Google Web page.



5. On this page, you will now see another white field.

6. Here you can fill in a subject you want information about and click on the button called 'Google Search' to start looking for Web pages with that subject.

**Use the search engine to find:**

- A Malawian newspaper online. Which newspapers did you find?
- Search for a certain topic, person or event in this newspaper. What did you find?
- Type in your name. Are you represented online already or is there someone with your name?
- Your favourite artist, for example. Can you hear some music?
- Once you get the results, click on a link that you think matches what you are looking for and check whether that Web page does indeed give you good information. If you are not satisfied with the information, go back to the search results using the 'Back' button on your browser and choose another link that may have better information.